



Article

Educational Uses of Augmented Reality (AR): Experiences in Educational Science

Julio Cabero-Almenara ¹, Julio Barroso-Osuna ¹, Carmen Llorente-Cejudo ^{1,*} and María del Mar Fernández Martínez ²

¹ Department of Teaching and Educational Organization, University of Seville, 41930 Seville, Spain; cabero@us.es (J.C.-A.); jbarroso@us.es (J.B.-O.)

² Department of Social Work and Social Services, University of Almeria, 04120 Almeria, Spain; mfm386@ual.es

* Correspondence: karen@us.es

Received: 23 July 2019; Accepted: 4 September 2019; Published: 12 September 2019



Abstract: Augmented Reality (AR) is an emerging technology that is gaining greater influence on teaching every day. AR, together with mobile technology, is defined as one of the most efficient pairs for supporting significant and ubiquitous learning. Purpose of the study: the Instructional Material Motivational Survey (IMMS), by Keller, was used to determine the degree of motivation possessed by the Pedagogy students on the utilization of the notes enriched with AR in the classroom, available for their didactic use through mobile devices. Methods: through an app designed for the courses Education Technology (ET) and Information and Communication Technologies (ICT) Applied to Education, the motivation gained when participating in this experience, and how it influences the improvement of academic performance, was evaluated. Results and conclusions: the most notable main result was finding a strong relationship between the motivation of the students when using the enriched notes and the increase of performance in the academic subject where it was used. Likewise, it was proved that the use of Augmented Reality benefited the learning process itself.

Keywords: mobile devices; augmented reality; education; higher education; students' perceptions

1. Introduction

The document presented investigates both an original and novel field that contributes, exponentially, to the scope of the sustainability of this magazine, especially considering that Augmented Reality in the educational field has a perfect place in the present monograph “Online and Ubiquitous Training, Mobile Technology in Education and Sustainability”.

Augmented Reality (AR) is one of the emerging technologies that have rapidly been incorporated into the education sphere due to the diverse possibilities it offers [1–8]. Among other reasons, this is due to the ease of accessing information offered by this tool, as it is normally accessed thanks to mobile devices, with these technological resources being highly present with students in the Ibero-American context [9,10].

AR offers the possibility of mixing and combining two environments: the physical and the digital, and all this in real time, through the use of emerging and easily accessible technologies, such as smartphones or tablets. All this makes possible the generation of another reality, a new reality [11] “Augmented reality introduces the knowledge that the student must learn into his or her real-world environment, in a visible way” [12].

How the combination is established and the integration of realities is due to several factors. Among them, physical and digital realities are mixed through different resources, such as images, different three-dimensional objects, the incorporation of QR codes, so-called thermal signatures, or GPS coordinates [5]. On the other hand, the AR systems can be classified according to its location or

according to the images used. “The AR systems based on location use the data on the position of the mobile devices, determined by the Global Positioning System (GPS) or WiFi-based Positioning systems. By contrast, image-based AR focuses on image recognition techniques utilized to determine the position of physical objects in the real environment for the appropriate localization of the virtual content related to these objects” [13].

There is no doubt that it has great relevance for the educational field at all levels, which is established by all those characteristics that make it significant and different from other previous resources. The possibilities of interaction with the environment that it offers are highly important, especially if it is taken into account that it offers a great ease of use, and all this adds to the user (in this case, the student) additional information that he hadn't had to his provision previously. In addition, it allows to integrate different layers of information and different types of formats (URL, videos or texts) [5]. Also, the devices utilized for its viewing, such as Smartphones, are easily available to the university students, and this technology has been highly accepted by them [14].

As for the differences with Virtual Reality (VR) and Mixed Reality (MR), one of them is that AR is closer to the real world environment, while virtual reality is placed in one of the most distant points of the context, while the “augmented Virtual Reality”, or “Mixed Reality”, is placed halfway between them, since it incorporates elements of AR and VR. On the other hand, if we do not move away from the real-world context when utilizing AR, on the contrary, in VR, the subject is found in an immersive technological context that is separate from the physical reality [3,15]. With the former, the mixing of physical reality with virtual reality is sought after, while for the latter, it offers the users the experience of an alternative world of immersion, simulated with a computer, where different types of sensorial experiences occur, where the subject can interact with the environment as if he or she was in VR [5].

Its use in training or teaching [16–29] has allowed different possibilities, such as: (a) erase that content which could make it difficult to obtain relevant information for the student to use; (b) generate content that makes the information more understandable to the student; (c) give the student the possibility to observe the object from different points of view and different angles; (d) facilitate the generation of ubiquitous learning for the student; (e) the student is immersed in an “artificial” environment, such as simulators or laboratories; (f) an enriched printed material through different resources; (g) improve the way in which students learn through motivation; (h) learning objects that generate “prosumers” students instead of “consumers” of information. The potential offered by this technology is increased with its incorporation through different disciplines (education, medicine, architecture . . .) as well as the different educational levels in which they can be used (children, primary, secondary, university, university)) [5,28,30]. In any case, it should be noted that the educational level in which there are more experiences and studies is often university.

With regard to the significant way of joining the educational field, the study in this regard indicates few aspects, although the research conducted is limited but increasing [31], with this possibly being one of the great problems it has for its addition to teaching. For example, it has been shown that the students have a favorable attitude towards it, and its use increases the motivation towards learning [32–34], favors the creation of a constructivist context of training [31], promotes an active learning environment [7,35], which reduces the cognitive load the students are subjected to in training tasks [7,36], the students show a high degree of acceptance and positive attitudes towards the technology [37–40] and it awakens a high degree of satisfaction in the students and the teachers [39–43]. Also, it improves the spatial ability and orientation of the students [44,45], and its use improves academic performance [46]. It should be noted that experiments are being conducted for its inclusion into e-learning activities [31], as well as experiments in which the students become producers of learning objects [47–49].

Nevertheless, we should also be aware that there are a series of obstacles for its inclusion to teaching activities: it is a novel technology, the lack of implementation of educational experiences/experiments, the lack of resources and learning objects produced in AR, the lack of teachers' training, the need for the students to have positive attitudes for its addition into educational practice, the lack of educational

experiences in the development of AR learning objects, the size of the viewing screen, the lack of conceptual frameworks to rely on for searching for innovative educational practices for the application of AR, the need to create support centers for teachers to facilitate the production of AR learning objects and the maintenance of the servers, the need for the students to have basic technology for its viewing, and the overload of information [4,22,24,31].

2. Materials and Methods

2.1. Research Objectives

The objectives proposed in the study are:

- a) To understand the degree of acceptance of the AR technology measured through the Technology Acceptance Model (TAM) by Davis, and the dimensions that comprise it (perceived usefulness, perceived ease-of-use, attitude towards use, and intention of use) that the use of AR objects fostered in the students enrolled in Education courses. (See Table A1)
- b) To understand the motivation it created in students through the use of the Instructional Materials Motivation Survey (IMMS) by Keller, and the dimensions it comprises (attention, confidence, relevance, and satisfaction), that the use of AR objects promoted in the students who were enrolled in Education courses. (See Table A2)
- c) Analyze if the degree of acceptance and the dimensions that comprise it, through the TAM model by Davis, and the motivation and dimensions in agreement with the instrument by Keller, had repercussions in the acquisition of knowledge by the students.
- d) To analyze if there were significant differences in the performance reached by the students through the use of AR objects.
- e) To know if the participation in the experience was similar, in the scores from the degree of acceptance of the technology, the motivation, and the performance, with the different objects produced.

2.2. Research Design

Two pre-experimental designs were used in the investigation, the two single-case designs, which analyzed the degree of acceptance of AR technology students had with the learning objects produced, and point out that the experience was developed through different studies. This analysis was conducted with a post-test measurement; and a second one utilized to understand if the degree of acceptance of the AR technology had repercussions on the academic performance of the students. This was conducted for the analysis of the academic performance, with pre-test and post-test measurements [50]. In both designs, a treatment was administered (AR object produced) and a measurement was performed (degree of acceptance of the technology by the students after participating in the experiment, and the academic performance).

In the study carried out, different AR objects were produced, which were used in the research, and which responded to three different contents from the courses "Education Technology" and "Information and Communication Technologies (ICT) applied to Education": manners of using video in teaching, design, and production of ICT for teaching, and educational uses of the Web 2.0 tools. The courses were part of the Pedagogy, Education of Children, and Primary School Education Degrees taught in the Faculty of Education at the University of Seville.

The experience was developed following the same sequence every time:

- a) Explanation for the students about what AR is.
- b) Application of the knowledge pre-test.
- c) Demonstration of the different objects produced and their possibilities.
- d) Presentation of the place where the different guides and "app" of the objects produced could be downloaded.

- e) Individual work by the students with their mobile devices with the different objects.
- f) Completion of the TAM instrument by Davis, the IMMS instrument by Keller and the knowledge post-test.

2.3. Research Hypothesis

The hypotheses of the research formulated with respect to the TAM were the following:

Hypothesis 1: *The way in which students verify the perceived ease of use in AR is positively and significantly related to the perception of enjoyment through the use of learning objects in AR.*

Hypothesis 2: *The way in which students verify the perceived ease of use in AR is positively and significantly related to the perceived utility of the use of learning objects in AR.*

Hypothesis 3: *There is a positive correlation between perceived ease of use and attitudes of use of learning objects in AR.*

Hypothesis 4: *There is a positive correlation between the perceived utility of the use of AR learning objects and the perception of enjoyment.*

Hypothesis 5: *There is a positive correlation between the perceived utility of the use of AR learning objects and their intention to use them.*

Hypothesis 6: *There is a positive correlation between the ease of use of learning objects in AR and the attitudes of use by students.*

Hypothesis 7: *Students' attitudes towards the use of learning objects in AR can positively and significantly increase their perception of enjoyment.*

Hypothesis 8: *The perception of enjoyment can positively and significantly affect the intention to use AR learning objects.*

Hypothesis 9: *The intention of using the learning objects in AR by students can be modified in a positive and significant way by the attitude towards their use.*

The hypotheses that were established for performance were the following:

Hypothesis 1 (null hypothesis): *the scores obtained in the pre-test and post-test do not present significant differences—with an alpha risk of rejecting the null hypothesis of 0.05—after the participation of the students in the experiment with AR objects.*

Hypothesis 2 (alternative hypothesis): *the scores obtained in the pre-test and post-test show significant differences—with an alpha risk of rejecting the null hypothesis of 0.05—after the participation of the students in the experiment with AR objects.*

2.4. The Sample

As mentioned, the sample was composed by students from the Pedagogy, Education of Children, and Primary Education Degrees from the University of Seville. The samples were non-probabilistic, convenient, or causal [51,52], and the criteria for choosing it were the ease of access that the students who were part of the study carried out by the researchers presented. Table 1 shows the number of participants in each of the experiments.

Table 1. Number of participants in the research study.

Manners of Using Video in Teaching			Design and Production of the ICT in Teaching			Educational Use of Web 2.0.		
Total	Men	Women	Total	Men	Women	Total	Men	Women
312	87	225	303	79	224	308	85	223
	27.88%	72.12%		26.07%	73.93%		32.47%	67.53%

2.5. The Objects Produced

The experiment was conducted with three AR objects that were especially created for the study, and they referred to the content from the Education technology discipline: “ways of using video in the teaching-learning processes”, from Anatomy (Medicine) and the field of Art. For each of these objects, a guide of the program was created, which offered information to the students about how they could access the downloads of the apps to be able to use the learning objects, what possibilities they offered them and where were the bibliographic references that allowed them to expand the subject studied.

The three objects were of different types; the ones from “Education Technology” content (Roles of the educational use of the video) and “Anatomy” could be classified as type II [5], in an “AR-enriched notes” format, with the first one linking to a video resource, and the second to a 3D object that could be manipulated by the student.

Figures 1 and 2 show images of the object produced for the “Education Technology” discipline.



Figure 1. Students making use of the object in Augmented Reality (AR) in the subject of “Educational Technology”.




Figure 2. Image of the use of the AR object in “Education Technology”.

For the production of the different objects, different programs were utilized, and Table 2 shows the types of uses they were created for.

Table 2. Programs used for the creation of the Augmented Reality (AR) objects.

Augmented Reality	
Software	What It is Used for
Metaio Creator	Augmented reality programming.
Metaio SDK	AR software development kit
Eclipse	Java development environment. APK export for Android.
Xcode	Java development environment. ipa export for iOS. Upload to the app store
Adobe After effects	Video and sound post-production, Rotobrush, Key Light.
Adobe Photoshop	Image post-production. Graphics. Photomerge. 3D texturing.
Macromedia Fireworks	Image post-production. Graphics.
Ffmpeg	Codec programming for exporting 3g2 Augment-RA videos
Notepad ++	Professional text editor for editing code.
Astrum	Windows installer creator.
Android Studio	Java development environment. APK export for Android.
Blender	3D retouching
Zapworks	Augmented reality programming

The programs worked in Android as well as iOS devices. Table 3 shows the URLs where videos showing their functioning can be viewed, and where the corresponding apps can be downloaded.

Table 3. URL for downloading marker and app.

Program	URL
Ways of using video in teaching	http://ra.sav.us.es/index.php/realidad-aumentada/49-video-integrado-en-apuntes-formas-de-utilizar-el-video
ICT design and production	http://ra.sav.us.es/index.php/realidad-aumentada/36-rafodiun
Educational use of the Web 2.0.	http://ra.sav.us.es/index.php/realidad-aumentada/50-web-2-0

It should be mentioned that for each of the AR objects, a guide was created, where the different objects were included within the notes, the students were shown where to download the app, and the complementary bibliography for delving into the subject was included. Figure 3 shows an example of the guide for the subject “Design, production, and evaluation of the ICT used for education”.



Figure 3. Images of the user guide of the AR resource.

2.6. Information Collection Instruments

Three instruments were used for the research study: the “Technology Acceptance Model” (TAM), formulated by Davis [53], and utilized for analyzing the degree of acceptance of the AR technology by the students; the “Instructional Material Motivational Survey” (IMMS) created by Keller [54] for the analysis of the motivation created in the students by their participation in the experiment; as well as

the realization during the experiment of a multiple choice test, whose purpose was to measure and analyze the student's academic performance.

The TAM instrument seeks to obtain information from four dimensions: perceived usefulness (PU), perceived ease-of-use (PEU), perceived enjoyment (PE), attitude towards use (AU), and intent to use (IU). The proposal by Davis suggests that the pre-disposition an individual has towards the use of any technology is determined by the attitude towards it, which is conditioned by the "perceived ease-of-use", the "perceived usefulness" and "perceived enjoyment". Its starting point is that the beliefs and standards of each person are responsible for a specific behavior.

Figure 4 shows the graphical version of the author's proposal.

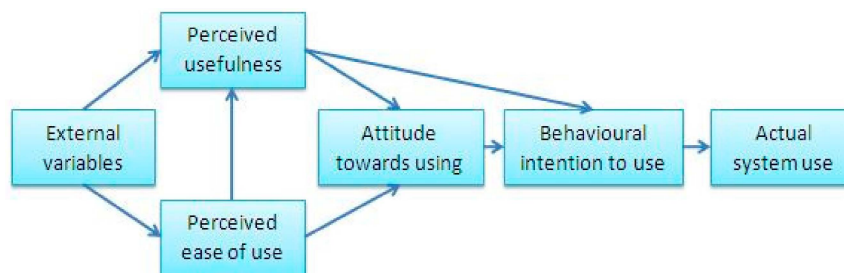


Figure 4. Technology Acceptance Model (TAM) [53].

There is a large number of research studies carried out on this subject in the educational field related to RA, as well as a high number of meta-analyzes of the different educational models which allow to verify that they offer validity and solidity to how the intention of developing use of different technological environments in subjects. Recently, this has also been confirmed when analyzed with the structural equation models [55–65].

In any case, it should not be ignored that like other educational models, it also has certain restrictions [35,66] that should be assumed: the context in which the technology is incorporated and used will determine, to a large extent, the results obtained in the study, which is evident taking into account the distinctive characteristics of the subjects participating in it

For example, there are different contexts of use: mandatory and voluntary. There is an extensive review of whether or not the concept of attitude itself should be incorporated into the model as it creates confusion with the theory of planned behavior. In educational research, the data obtained through tests such as self-reports, generate in the researcher some limitations, especially in the relationship established between the intention to use and its actual use, the latter being able to be conditioned by variables of another type. Without forgetting that the limitations also include the difficulty that exists to obtain measures that are objective to establish the degree of acceptance of a technology and its conceptual simplicity with the model.

The application of the TAM model to AR will essentially indicate if the student, when utilizing it in teaching-learning situations, will consider its use to be relatively easy and if it will contribute benefits, and if an increase in the intent to use will be produced, which will signify that the student will utilize it in the future.

The instrument that was used was configured by 15 questions (four for the perceived utility category, three for perceived ease of use, three for perceived enjoyment, three for attitude towards use, and two for intention to use), Likert-type where there were seven valid response options ranging from "Extremely Unlikely/Disagree" (1) to "Extremely Probable/Agree" (7).

As for the IMMS by Keller, it should be underlined that it is composed by 35 items which collect the information from four dimensions: attention (12 items), confidence (9 items), relevance (9 items), and satisfaction (5 items). The instrument has a Likert-type construction with seven degrees of response (1 = Extremely unlikely/in disagreement to 7 = Extremely likely/in agreement).

As shown by Loorbach, Peters, Karreman, and Steehouder [67], the model formulated by Keller: “has been used countless of times to apply motivation strategies for teaching materials and to test their effects. Although the model was originally designed to influence the student’s motivation in a classic learning environment, with the personal interaction between the professor and the students, it has also been applied and thoroughly tested, such as for example in computer-aided teaching and virtual and distance education”. More specifically, the model has been used to understand the degree of motivation that different technology formats created in the students: videogames [68], the addition of video to e-learning training sessions [69], audio podcast [70], the MOOC [71], or AR [72–74].

Two multiple choice tests were created to measure students’ academic performance through the use of different learning objects with AR, a pre-test and a post-test, consisting of 15 questions that were configured around the three Bloom’s first categories of taxonomy, which are: apply, remember, and understand, and where the items of the two tests were the same, simply modifying their order of presentation.

For the TAM instrument, as well as the IMMS, an index of reliability was obtained with Cronbach’s Alpha, as this test is the most appropriate for Likert-type instruments [75]. Table 4 shows the values for each instrument as well as the different dimensions that comprised them.

Table 4. Reliability index of the Technology Acceptance Model (TAM) and Instructional Material Motivational Survey (IMMS) instruments.

TAM	Cronbach’s Alpha	IMMS	Cronbach’s Alpha
Total	0.905	Total	0.940
Perceived usefulness	0.876	Attention	0.876
Perceived ease of use	0.879	Confidence	0.780
Perceived enjoyment	0.864	Relevance	0.764
Attitude towards use	0.821	Satisfaction	0.873

The resulting values allow us to indicate that these instruments possess a high level of reliability, in their entirety as well as in their different dimensions [75,76].

For the analysis of academic performance, a multiple choice test was created, comprised of 15 items, which agglomerated information from the categories application (4 items), remember (6 items), and understand (5 items) from Bloom’s taxonomy. The items of the pre-test and the post-test were identical, although the order of presentation was changed.

3. Results

The results will be presented first by showing the means and standard deviations obtained in the dimensions of the TAM and IMMS instruments (Table 5), and will finalize with the results on academic performance.

As observed for the overall results of both instruments, and in the different dimensions that comprise them, the scores obtained exceed the value of 4.5. At the same time, it should be pointed out that the general evaluation of both instruments has been very broad, with a score of 5.77 for TAM and 5.49 for IMMS, which out of 7 possible points suggests a high degree of acceptance and motivation of the experiments conducted with the AR objects that were produced for the research study.

As for the academic performance achieved, Table 6 shows the mean scores and the standard deviations of the pre-test and post-test for the three objects, as well as for the overall experiment.

In order to contrast the hypotheses that were previously formulated with respect to the TAM, Pearson’s correlation coefficient was applied, with the resulting values for the different AR utilized shown on Table 7.

Table 5. Mean and standard deviation of the TAM and IMMS instruments for their entirety as well as the dimensions that comprise them (note: 1 = Ways of utilizing video, 2 = Information and Communication Technology (ICT) design and production, and 3 = Educational use of the Web 2.0).

TAM	Means			
	1	2	3	T
Perceived usefulness (PU)	4.77	6.23	6.46	5.82
Perceived ease of use (PEU)	4.87	5.89	5.76	5.51
Perceived enjoyment (PE)	5.13	5.79	6.58	5.83
Attitude towards use (ATU)	5.07	6.02	6.39	5.83
Intention to use (IU)	5.12	5.98	6.43	5.84
TAM OVERALL	5.00	5.99	6.32	5.77
IMMS	Means			
	1	2	3	T
Attention	4.91	5.59	5.74	5.41
Confidence	5.00	5.74	5.87	5.54
Relevance	5.39	5.47	5.86	5.57
Satisfaction	5.20	5.43	5.65	5.43
IMMS OVERALL	5.13	5.56	5.74	5.49

Table 6. Means and standard deviations reached by the performance pre-test and post-test.

	Pre-Test		Post-Test	
	Mean	SD	Mean	SD
Ways of using video in teaching	3.27	2.78	11.56	2.73
ICT design and production	4.21	3.21	10.79	2.82
Educational use of Web 2.0	2.73	2.93	11.84	1.78
Total for experience	3.40	2.97	11.40	2.44

Table 7. Pearson's correlations between the different TAM dimensions ("Technical quality", "Perceived enjoyment", "Perceived ease of use", "Perceived usefulness", "Attitude towards use", "Intent to use"), for the different objects utilized (note: * = significant at 0.05; ** = significant at 0.01).

Dimension	Object	PEU	PE	ATU	Intent to Use
Perceived usefulness (PU)	Ways of using video	0.548(**)	0.693(**)	0.701(**)	0.640 (**)
	Design and production	0.540(**)	0.699(**)	0.602(**)	0.839(**)
	Web 2.0	0.536(**)	0.529(**)	0.560(**)	0.739(**)
Perceived ease of use (PEU)	Ways of using video		0.693(**)	0.541(**)	0.659(**)
	Design and production		0.620(**)	0.564(**)	0.683(**)
	Web 2.0		0.609(**)	0.573(**)	0.639(**)
Perceived enjoyment (PE)	Ways of using video			0.541(**)	0.743(**)
	Design and production			0.534(**)	0.652(**)
	Web 2.0			0.563(**)	0.643(**)
Attitude towards use (ATU)	Ways of using video				0.759(**)
	Design and production				0.713(**)
	Web 2.0				0.778(**)

The results allow us to reach different conclusions, but before their presentation, three aspects will be mentioned:

- That all the correlations were positive, which means that when one of the dimensions increases, the other does as well.
- That the correlations were all significant at a significance level of 0.01.

- c) And that the correlations, except for a few cases, can be considered “high” [77,78].

As for the hypotheses formulated, the following conclusions can be made:

- 1) The perceived ease of use can positively and significantly affect the perceived enjoyment of the AR learning objects produced in the different courses.
- 2) The perceived ease of use can positively and significantly affect the perceived usefulness of the AR learning objects produced in the different courses.
- 3) The perceived ease of use can positively and significantly affect the attitudes towards AR learning objects produced in the different courses.
- 4) The perceived usefulness of the use of AR learning objects can positively and significantly affect the perceived enjoyment of AR learning objects produced in the different courses.
- 5) The perceived usefulness of the use of AR learning objects can positively and significantly affect the intentions of use of the AR learning objects produced in the different courses.
- 6) The perceived usefulness of the use of AR learning objects can positively and significantly affect the attitude of use of the AR learning objects produced in the different courses.
- 7) The perceived enjoyment can positively and significantly affect the attitude of use of the AR learning objects produced in the different courses.
- 8) The perceived enjoyment can positively and significantly affect the intention of use of the AR learning objects produced in the different courses.
- 9) The attitude of use can positively and significantly affect the intention of use of the AR learning objects produced in the different courses.

Lastly, it should be pointed out that the results were significant for the three objects produced in AR.

Next, the hypotheses that referred to the question of: if the motivation and the degree of acceptance, and the dimensions that comprised the instrument, had a relationship with the performance achieved. Pearson’s correlation was used again, with the results obtained for the IMMS shown on Table 8.

Table 8. Correlations between performance and motivation created by participating in the experience of the students (IMMS) and the dimension that comprise the instrument.

Pearson’s Corr.	Total	Confidence	Attention	Satisfaction	Relevance
Educational use of video	0.321(**)	0.348(**)	0.289(*)	0.256(**)	0.201(*)
ICT design and production	0.529(**)	0.691(**)	0.723*(**)	0.598(**)	0.683(**)
Educational use of Web 2.0	0.649(**)	0.589(**)	0.722(**)	0.643(**)	0.615(**)

As for the degree of acceptance of the technologies, and their relationship with the performance, the results obtained with Pearson’s correlation are shown below (Table 9).

Table 9. Correlations between performance and the degree of acceptance of the technology by the students (TAM) and the dimensions that comprise it.

Pearson’s Corr.	Total	Perceived Usefulness	Perceived Ease of Use	Perceived Enjoyment	Attitude towards Use	Intention of Use
Educational use of video	0.671(**)	0.748(**)	0.789(*)	0.656(**)	0.539(*)	0.689(**)
ICT design and production	0.654(**)	0.671(**)	0.723*(**)	0.698(**)	0.682(**)	0.745(**)
Educational use of Web 2.0	0.702(**)	0.683(**)	0.692(**)	0.717(**)	0.689(**)	0.712(**)

The values obtained show for both types of instruments, according to the studies carried out by Etxeberria & Tejedor [78], different elements to be taken into account, such as the direct relationship between the performance and motivation variables and the degree of acceptance of the technology,

and that this relationship moves between “moderate” and “high” values, which is significant for our study, especially considering that these relationships are significant at $p \leq 0.01$.

In other words, it was found that through experience with AR objects, students obtained a high degree of motivation and acceptance of this technology, both increased by their incorporation and use by students in the designed training action. This is indicated by the very high mean values in the total for the instruments, as well as their different dimensions, and this has resulted in a positive relationship with the performance acquired with the three objects produced in AR.

For the contrast of these hypotheses, Student’s *t*-test was applied, achieving values that are shown on Table 10, for each of the experiences conducted.

Table 10. Student’s *t*-test for the relationship between performance and IMMS.

Object	Student’s <i>t</i> -Test
Ways of using video	16.001 (**)
Design and production	15.531 (**)
Educational use of the Web 2.0 tools	17.072 (**)

The results reached allow us to reject H_0 with a level of significance of $p \leq 0.01$; and as a result, it can be concluded that the student’s participation in the experience allowed them to achieve the goals of the previously-mentioned courses. This was found for all three content blocks.

As the null hypothesis (H_0) was rejected, the size of the effect was calculated in order to understand the strength of the differences found between the pre-test and the post-test, and this was obtained with Hedges’ *g* [79,80], with the following results obtained:

- Use of the video: 3.008951
- ICT design and production for teaching: 2.101745
- Educational use of the Web 2.0 tools: 3.757971

These values, in agreement with the statistical proposal made by Cohen [81], are very high.

4. Discussion and Conclusions

The experiment was developed with three different types of AR objects as for their design and with the incorporation of different resources, which were especially created for the study. These objects referred to content from the disciplines “Education Technology”, in the Pedagogy Degree and the “ICT applied to education” from the Education of Children and Primary School Education Degrees from the University of Seville, allowing us to obtain conclusions about different aspects.

Firstly, it should be noted that the reliability results of the diagnostic instruments used showed that both Keller’s IMMS and Davis TAM were good predictors for diagnosing variables relevant to our study, such as motivation, confidence, attention, relevance, and satisfaction. All this linked to the interaction of students and the object of AR in the specific case of IMMS. Note that the findings of the present research coincided with the works conducted by different authors [82–86].

Regarding the use of the TAM instrument, this research has shown that many of the values obtained coincide with the results of other authors who have researched the same subject and at the same educational levels [40,64,87,88]. Along this line, it should be mentioned that these results were independent of the AR object with which the students who participated in the study interacted with, as well as the course they were enrolled in; this supports the robustness of the results.

Ultimately, it should be pointed out that these were two instruments, and two models of diagnosis of the degree of acceptance and motivation that a technology created. This can also be observed in its recent use in other research studies that analyzed other technologies, i.e., in the case of the TAM, through the different works conducted for videogames [89], for Moodle [90], or for virtual training [91]; and for the IMMS, the study with videogames [89,92]. Therefore, our work points to the usefulness of both models.

Another of our conclusions indicates that the use of AR objects has resulted in a high degree of acceptance and an acceptable degree of motivation, as indicated by the high mean values reached, as well as the high scores shown in “the intention of use it in the future” and their “satisfaction”. Therefore, it should be concluded that negative attitudes towards its use were not found.

On the other hand, the study does not indicate that these objects are easy to use by the students, as the mean values found in the dimension “perceived ease-of-use” of the TAM clearly exceeded the middle value of 3.5 (4.77, 6.23, and 6.46). These scores increased as the experience progressed, even with the objects increasing in difficulty due to the number and types of objects incorporated.

As for the degree of acceptance of the technology, as previously mentioned, starting with the TAM model formulated by Davis, the results obtained allowed us to conclude that the students, independently of the courses they were enrolled in, had a high degree of acceptance of AR. This indicates a strong attitude towards its use in training, pointing to a strong intention of use in the future. These results were confirmed with the analysis conducted to contrast the hypothesis with the scores obtained jointly with the two objects produced, just as when it was done for each of them, thus re-enforcing the findings even more. To a certain degree, it should be pointed out that the study confirmed the results found by other authors [18,19,42,72], which suggested that the students have high degrees of satisfaction when they interact with objects produced in AR, also mentioning that they would like to learn with AR in the future. This is reinforced by the perceived ease of use, which means that the participating students enjoy the use of this resource and the usefulness of this tool increases in the same way.

The study conducted shows that the participation in AR experiences increases the motivation of the students, measured through the IMMS and the different dimensions that comprise it: confidence, attention, satisfaction, and relevance. A significant relationship was found between the degree of motivation and the increase in performance. The greater the motivation (confidence, attention, satisfaction, and relevance), the greater the performance or the retention of the information learned. These results have also been achieved in other research works that utilized AR for the training of university students conducted in our context [47].

As for performance, it should be indicated that the students significantly improved their scores in the knowledge tests that were administered at the start of the experience. The results reached indicate that the use of notes enriched with AR objects can facilitate the student’s learning and the acquisition of knowledge. This result is concordant different authors, in that the construction of books and notes with AR can be greatly useful for training [85,93]. This opens strong possibilities for observation in the new scenarios of learning, when the students receive complementary information through this technology, which will facilitate their understanding of the content, and will make easier the increase in performance. Thus, this work contributes with references for justifying the incorporation of notes enriched with AR in university training, where, aside from increasing or awakening the motivation and satisfaction of students, it can facilitate the acquisition of content presented with it, with the students not showing difficulties in their management.

These possibilities suggest that they can be useful objects that can be incorporated into emerging technologies such as the “flipped classroom”, where the students work at home with these learning objects, and the in-person sessions are dedicated to resolving doubts and problems and conducting hands-on tasks or for the implementation of “collaborative learning” activities [94,95].

Therefore, it is necessary to consider that we must forget the novelty effect of technology and think more about its implementation and proper use. It is interesting that its integration in the classroom is within an educational project that always puts the pedagogical before the technological. It is advisable to include with the material some indications to take into account for its use, as well as a brief explanation of the characteristics of the object, without forgetting the importance of training the teacher in both a technical-instrumental and methodological and pedagogical dimension.

Nevertheless, it should be underlined that its use is dependent, on the one hand, on the existence of good internet connections in the education centers, and on the other, that in its design the following be included: principles of accessibility, ease of use, and flexibility for its adaptation to different contexts.

Author Contributions: J.C.-A. designed our research and analyzed data. J.B.-O. validated this analysis. C.L.-C. and J.B.-O. wrote the original draft and reviewed the draft and edited this article. M.d.M.F.M. conducted data curation and visualization. All authors equally contributed to this article.

Funding: This research was funded by the Spanish Ministry of Economy and Competitiveness by the R&D+i Research project from the entitled: “Augmented reality for increasing training. Design, production and evaluation of augmented reality programs for university teaching” (EDU-5746-P – Rafodiun Project)

Acknowledgments: The authors are grateful to the three anonymous Sustainability reviewers, who have provided constructive ideas and insightful comments for this article.

Conflicts of Interest: The authors declare no conflict of interest.

Appendix A

Table A1. TAM diagnostic instrument.

	1	2	3	4	5	6	7
Perceived usefulness (PU)							
The use of the AR system will improve my learning and performance in this course (PU1)							
The use of the AR system during the classes will facilitate my understanding of certain concepts (PU2)							
I believe that the AR system is useful when one is learning (PU3)							
My performance would increase with the use of AR (PU4)							
Perceived ease of use (PEU)							
I think the AR system is easy to use (PEU1)							
Learning how to use the AR system is now a problem for me (PEU2)							
Learning how to use the AR system is clear and understandable (PEU3)							
Perceived enjoyment (PE)							
Using the AR system is fun (PE1)							
I had fun using the AR system (PE2)							
I think the AR system allows us to learn by playing (PE3)							
Attitude towards use (AU)							
The use of an AR system makes learning more interesting (AU1)							
I have been bored using the AR system (AU2)							
I think the use of an AR system in the classroom is a good idea (AU3)							
Intention to use (IU)							
I would like to use the AR system in the future if I have the opportunity (IU1)							
I would like to use the AR systems to learn anatomy, as well as other subjects (IU2)							
1 = Extremely unlikely/in disagreement; 2 = Very unlikely/in disagreement; 3 = Slightly unlikely/in disagreement; 4 = Not unlikely-likely/in disagreement/in agreement; 5 = Slightly likely/in agreement; 6 = Very likely/in agreement; 7 = Extremely likely/in agreement.							

Appendix B

Table A2. IMMS diagnostic instrument.

	1	2	3	4	5	6	7
1. When I first saw the lesson, I had the impression that it would be easy for me (C)							
2. There was something interesting in the AR materials that caught my attention(A)							
3. This material is more difficult to understand than what I would like (C)							
4. After the introduction information, I felt sure that I knew what I had to learn from this lesson (C)							
5. Completing the exercises from this lesson provided me with a sense of achievement (S)							
6. It is clear for me how this material is related with things I already know (R)							
7. The information was so much that it was difficult for me to remember the important points (C)							
8. The AR technology catches my attention (A)							
9. There were no images, videos or text that showed me how this material could be important for some people (R)							
10. Completing this lesson successfully was important for me (R)							
11. The quality of the AR material helped me keep my attention (A)							
12. The material was so abstract that it was difficult for me to keep my attention on it (A)							
13. While I worked in this lesson, I was sure I would be able to learn the content (C)							
14. I have enjoyed this lesson so much that I would like to know more about the subject (S)							
15. The images, videos and texts I have discovered through the lesson are not very attractive (A)							

Table A2. Cont.

	1	2	3	4	5	6	7
16. The content of this material is relevant for my interests (R)							
17. The manner of organizing the information using this technology helped me keep my attention (A)							
18. There are explanations or examples of how people use the knowledge from this lesson (R)							
19. It was difficult to discover the digital information associated with the real image (C)							
20. The information discovered through the experience stimulated my curiosity (A)							
21. I enjoyed studying this lesson very much (S)							
22. The quantity of repetition of the activities bored me (A)							
23. The audiovisual content and material of this lesson transmit the impression that their content was worth knowing about (R)							
24. I have learned a few things about AR that were surprising or unexpected (A)							
25. After working on this lesson after some time, I was sure that I would be able to pass a test about the content presented (C)							
26. This lesson was not relevant for my needs, because I already knew more about the content (R)							
27. The successes reached helped me to feel rewarded for my effort (S)							
28. The variety of audiovisual material helped me keep my attention on the lesson (A)							
29. The audiovisual material is boring (A)							
30. I would be able to relate the content of this lesson with the things I have previously seen, done or thought about (R)							
31. There is so much content that it is irritating (A)							
32. I felt good enough to complete this lesson successfully (R)							
33. The content of this lesson will be useful for me (S)							
34. I truly could not understand the material in this lesson (C)							
35. The good organization of the material helped me to be sure that I would learn the content (C)							

References

- Bacca, J.; Baldiris, S.; Fabregat, R.; Graf, S.; Kinshuk, G. Augmented Reality Trends in Education: A Systematic Review of Research and Applications. *Educ. Technol. Soc.* **2014**, *17*, 133–149.
- Tecnológico de Monterrey. *Realidad Aumentada y Virtual*; Tecnológico de Monterrey: Monterrey, Mexico, 2017.
- Johnson, L.; Adams, S.; Cummins, M.; Estrada, V.; Freeman, A.; Hall, C. *NMC Horizon Report: 2016 Higher Education Edition*; The New Media Consortium: Austin, TX, USA, 2016. Available online: http://blog.educalab.es/intef/wp-content/uploads/sites/4/2016/03/Resumen_Horizon_Universidad_2016_INTEF_mayo_2016.pdf (accessed on 12 April 2019).
- Cabero, J.; Barroso, J. The educational possibilities of Augmented Reality. *NAER New Approaches Educ. Res.* **2016**, *5*, 44–50. Available online: <https://naerjournal.ua.es/article/view/v5n1-7> (accessed on 12 April 2019). [CrossRef]
- Cabero, J.; García, F. *Realidad Aumentada. Tecnología Para La Formación*; Síntesis: Madrid, Spain, 2016.
- Villalustre, L.; Del Moral, M.E. *Expeirencias Interactivas Con Realidad Aumentada En Las Aulas*; Octaedro: Barcelona, Spain, 2017.
- Akçayır, M.; Akçayır, G. Advantages and challenges associated with augmented reality for education: A systematic review of the literature. *Educ. Res. Rev.* **2017**, *20*, 1–11. Available online: <http://dx.doi.org/10.1016/j.edurev.2016.11.002> (accessed on 12 April 2019). [CrossRef]
- Cabero, J.; De la Horra, I.; Sánchez, J. *La Realidad Aumentada Como Herramienta Educativa*; Paraninfo: Madrid Spain, 2018.
- Banza, D. Las Actitudes De Los Alumnos De Enseñanza Básica (2° y 3° Ciclo) Del Municipio De Baje Ante La Seguridad En Internet. Ph.D. Thesis, Departamento de Ciencias de la Educación Universidad de Extremadura, Badajoz, Spain, 2017, unpublished.
- Cano, E.V.; Sevillano-García, M.L. Ubiquitous Educational Use of Mobile Digital Devices. A General and Comparative Study in Spanish and Latin America Higher Education. *J. New Approaches Educ. Res.* **2018**, *7*, 105–115. [CrossRef]
- Morales, M.; Benítez, C.; Silva, D.; Altamirano, M.; Mendoza, H.M. Aplicación móvil para el aprendizaje del inglés utilizando realidad aumentada. *Rev. Iberoam. Prod. Acad. Gest. Educ.* **2016**, *2*, 1–18. Available online: <http://www.pag.org.mx/index.php/PAG/article/viewFile/513/552> (accessed on 12 April 2019).
- Maquilon, J.J.; Mirete, A.; Avilés, M. La Realidad Aumentada (RA). *Recursos y propuestas para la innovación educativa. Rev. Interuniv. Form. Profr.* **2017**, *20*, 183–203.
- Wojciechowski, R.; Cellary, W. Evaluation of learners' attitude toward learning in ARIES augmented reality environments. *Comput. Educ.* **2013**, *68*, 570–585. [CrossRef]

14. Yáñez-Luna, J.C.; Arias-Oliva, M. M-learning: Technological acceptance of mobile devices in online learning. *Tecnol. Cienc. Educ.* **2018**, *10*, 13–34.
15. Díaz, M. Augmented Reality Versus Virtual Reality: The Battle Is Real. *Techcrunch* **2016**, *20*. Available online: <http://techcrunch.com/2016/01/04/ar-vs-vr-the-battle-is-real/?ncid=rss> (accessed on 8 January 2016).
16. Barba, R.; Yasaca, S.; Manosalvas, C. *Impacto De La Realidad Aumentada Móvil En El Proceso Enseñanza-Aprendizaje De Estudiantes Universitarios Del Área De Medicina. Investigar Con y Para La Sociedad*; Bubok Publishing, S.L.: Cádiz, Spain, 2015.
17. Jamali, S.; Fairuz, M.; Wai, K.; Oskam, C.L. Utilising mobile-augmented reality for learning human anatomy. *Procedia Soc. Behav. Sci.* **2015**, *197*, 659–668. [[CrossRef](#)]
18. Fonseca, D.; Redondo, E.; Valls, F. Motivación y mejora académica utilizando realidad aumentada para el estudio de modelos tridimensionales arquitectónicos. *Educ. Knowl. Soc. EKS* **2016**, *17*, 45–64. [[CrossRef](#)]
19. Han, J.; Jo, M.; Hyun, E.; So, H. Examining young children’s perception toward augmented reality-infused dramatic play. *Educ. Technol. Res. Dev.* **2015**, *63*, 455–474. [[CrossRef](#)]
20. Santos, M.; Wolde, A.; Taketomi, T.; Yamamoto, G.; Rodrigo, M.; Sandor, C.; Kato, H. Augmented reality as multimedia: The case for situated vocabulary learning. *Res. Pract. Technol. Enhanc. Learn.* **2016**, *11*, 4. [[CrossRef](#)]
21. Tekedere, H.; Göker, H. Examining the Effectiveness of Augmented Reality Applications in Education: A Meta-Analysis. *Int. J. Environ. Sci. Educ.* **2016**, *11*, 9469–9481.
22. Aguayo, C.; Cochrane, T.; Narayan, V. Key themes in mobile learning: Prospects for learner-generated learning through AR and VR. *Australas. J. Educ. Technol.* **2017**, *33*, 27–40. [[CrossRef](#)]
23. Marín, V. The augmented reality in the educational sphere of student of degree in childhood education. Case study. *Píxel Bit Rev. Medios Educ.* **2017**, *51*, 7–19. [[CrossRef](#)]
24. Wang, Y. Using augmented reality to support a software editing course for college students. *J. Comput. Assist. Learn.* **2017**, *33*, 532–546. [[CrossRef](#)]
25. Pedraza, C.; Amado, O.; Lasso, E.; Munévar, P. The experience of augmented reality (AR) in teacher training at the Universidad Nacional Open and Distancia UNAD Colombia. *Píxel Bit Rev. Medios Educ.* **2017**, *51*, 111–131. [[CrossRef](#)]
26. Pejoska-Laajola, J.; Reponen, S.; Virnes, M.; Leinonen, T. Mobile augmented communication for remote collaboration in a physical work context. *Australas. J. Educ. Technol.* **2017**, *33*, 11–25. [[CrossRef](#)]
27. Chang, S.; Hwang, G. Impacts of an augmented reality-based flipped learning guiding approach on students’ scientific project performance and perceptions. *Comput. Educ.* **2018**, *125*, 226–239. [[CrossRef](#)]
28. Ibañez, M.; Delgado, C. Augmented reality for STEM learning: A systematic review. *Comput. Educ.* **2018**, *123*, 109–123. [[CrossRef](#)]
29. Rauschnabela, P.; Heb, J.; Rob, Y. Antecedents to the adoption of augmented reality smart glasses: A closer look at privacy risks. *J. Bus. Res.* **2018**, *92*, 374–384. [[CrossRef](#)]
30. Prendes, C. Realidad aumentada y educación: Análisis de experiencias prácticas. *Píxel Bit Rev. Medios Educ.* **2015**, *46*, 187–203. [[CrossRef](#)]
31. Alkhattabi, M. Augmented Reality as E-learning Tool in Primary Schools’ Education: Barriers to Teachers’ Adoption. *Int. J. Emerg. Technol. Learn.* **2017**, *12*, 91–100. [[CrossRef](#)]
32. Cózar, R.; De Moya, M.; Hernández, J.; Hernández, J. Tecnologías emergentes para la enseñanza de las Ciencias Sociales. Una experiencia con el uso de Realidad Aumentada en la formación inicial de maestros. *Dig. Educ. Rev.* **2015**, *27*, 138–153.
33. Garay, U.; Tejada, E.; Maiz, I. Valoración de objetos educativos enriquecidos con realidad aumentada: Una experiencia con alumnado de máster universitario. *Píxel Bit Rev. Medios Educ.* **2017**, *50*, 19–31. [[CrossRef](#)]
34. Barroso, J. The technological scenarios in Augmented Reality (AR): Educational possibilities in university studies. *Aula Abierta* **2018**, *47*, 327–333.
35. Cheng, E. Choosing between the theory of planned behavior (TPB) and the technology acceptance model (TAM). *Educ. Technol. Res. Dev.* **2018**, *67*, 21–37. [[CrossRef](#)]
36. Lee, I.; Chen, C.; Chang, K. Augmented reality technology combined with three-dimensional holography to train the mental rotation ability of older adults. *Comput. Hum. Behav.* **2016**, *65*, 488–500. [[CrossRef](#)]
37. Bicen, H.; Bal, E. Determination of student opinions in augmented reality. *World J. Educ. Technol.* **2016**, *8*, 205–209. [[CrossRef](#)]

38. Rodríguez, A.; Naranjo, M.; Duque, A. Prueba de usabilidad y satisfacción en objetos de aprendizaje con Realidad Aumentada en aplicaciones móviles. In *Recursos Educativos Aumentados Una Oportunidad Para La Inclusión*; Baldiris, S., Ed.; Sello Editorial Tecnológico Comfenalco: Cartagena, Colombia, 2016; pp. 56–65.
39. Joo, J.; Martínez, F.; García-Bermejo, J.R. Realidad Aumentada y Navegación Peatonal Móvil con contenidos Patrimoniales: Percepción del aprendizaje. *RIED Rev. Iberoam. Educ. Distancia*. **2017**, *20*, 93–118. [[CrossRef](#)]
40. Martínez, S.; Fernández, B. Objects of augmented reality: Perceptions of Pedagogy students. *Pixel Bit Rev. Medios Educ.* **2018**, *53*, 207–220. [[CrossRef](#)]
41. Cabero, J.; García, F.; Arroyo, C. La producción de objetos de aprendizaje en Realidad Aumentada para la formación universitaria en el SAV de la Universidad de Sevilla. In *Experiencias Interactivas Con Realidad Aumentada En Las Aulas*; Villaestre, L., Del Moral, M.E., Eds.; Octaedro: Barcelona, Spain, 2016; pp. 19–30.
42. Kim, K.; Hwang, J.; Zo, H. Understanding users' continuance intention toward smartphone augmented reality applications. *Inf. Dev.* **2016**, *32*, 161–174. [[CrossRef](#)]
43. Díaz-Nogueras, D.; Toledo-Morales, P.; Hervás-Gómez, C. Augmented reality applications attitude scale (ARAAS): Diagnosing the attitudes of future teachers. *New Educ. Rev.* **2017**, *50*, 215–226.
44. Carbonnel, C.; Bermejo, L. Landscape interpretation with augmented reality and maps to improve spatial orientation skill. *J. Geogr. Higher Educ.* **2017**, *41*, 119–133. [[CrossRef](#)]
45. Del-Cerro-Velázquez, F.; Morales-Méndez, G. Realidad Aumentada como herramienta de mejora de la inteligencia espacial en estudiantes de educación secundaria. *RED Rev. Educ. Distancia*. **2017**, *53*. [[CrossRef](#)]
46. Toledo, P.; Sánchez, J.M. Realidad Aumentada en Educación Primaria: Efectos sobre el aprendizaje. *Relatec Rev. Latinoam. de Technol. Educ.* **2017**, *16*, 79–92. [[CrossRef](#)]
47. Cabero, J.; Marín, V. Blended Learning y Realidad Aumentada: Experiencias de diseño docente. *RIED Rev. Iberoam. Educ. Distancia* **2018**, *21*, 57–74.
48. Barroso, J.; Gallego, O. Producción de recursos de aprendizaje apoyados en Realidad Aumentada por parte de los estudiantes de magisterio. *Edmetíc Rev. Educ. Mediát. TIC*. **2017**, *6*, 23–38.
49. Gallego, O.; Barroso, J.; Marín, V. Análisis de la motivación de lso estudiantes universitarios como productores de recursos educativos utilizando la Realidad Aumentada. *Espacios* **2018**, *39*, 8.
50. Sans, A. Métodos de investigación de enfoque experimental. In *Metodología De La Investigación Educativa*; Bisquerra, R., Ed.; La Muralla: Madrid, Spain, 2009; pp. 151–193.
51. Alaminos, A. El muestreo en la investigación social. In *Elaboración, Análisis e Interpretación De Encuestas, Cuestionarios y Escalas De Opinión*; Alaminos, A., Castejón, J.L., Eds.; Marfil: Alcoy, Spain, 2006; pp. 46–67.
52. Sabariego, M. El proceso de investigación (parte 2). In *Metodología De La Investigación Educativa*; Bisquerra, R., Ed.; La Muralla: Madrid, Spain, 2012; pp. 127–163.
53. Davis, F. Perceived usefulness, perceived ease of use, and user acceptance of information technology. *MIS Q.* **1989**, *13*, 319–340. [[CrossRef](#)]
54. Keller, J.M. Motivational design of instruction. In *Instructional-Design Theories and Models: An Overview of Their Current Status*; Reigeluth, C.M., Ed.; Lawrence Erlbaum Associates: Hillsdale, NJ, USA, 1983; pp. 386–434.
55. Cabero, J.; Pérez, J.L. TAM Model Validation Adoption of Augmented Reality through Structural Equations. *Estud. Sobre Educ.* **2018**, *34*, 129–153. [[CrossRef](#)]
56. Wai-tsz, R.; Chi-kin, J.; Chang, C.; Zhang, Z.; Chiu, A. Digital teaching portfolio in higher education: Examining colleagues' perceptions to inform implementation strategies. *Internet High. Educ.* **2014**, *20*, 60–68.
57. Mohammadi, H. Investigating users' perspectives on e-learning: An integration of TAM and IS success model. *Comput. Hum. Behav.* **2015**, *45*, 359–374. [[CrossRef](#)]
58. Al-Azawei, A.; Parslow, P.; Lundqvist, K. Investigating the effect of learning styles in a blended e-learning system: An extension of the technology acceptance model (TAM). *Australas. J. Educ. Technol.* **2017**, *33*, 1–23. [[CrossRef](#)]
59. Al-Emran, M.; Mezhuyev, V.; Kamaludin, A. Technology Acceptance Model in M-learning context: A systematic review. *Comput. Educ.* **2018**, *125*, 389–412. [[CrossRef](#)]
60. Oyeleye, O.; Sanni, M.; Shittu, T. An Investigation of the Effects of Customer's Educational Attainment on their Adoption of Ebanking in Nigeria. *J. Internet Bank Commer.* **2015**, *20*, 133.
61. Akman, I.; Turhan, C. User acceptance of social learning systems in higher education: An application of the extended Technology Acceptance Model. *Innov. Educ. Teach. Int.* **2017**, *54*, 229–237. [[CrossRef](#)]
62. Alharbi, S.; Drew, S. Using the Technology Acceptance Model in Understanding Academics' Behavioural Intention to Use Learning Management Systems. *Int. J. Adv. Comput. Sci. Appl.* **2014**, *5*, 143–155. [[CrossRef](#)]

63. Altanopoulou, P.; Tselios, N. Assessing Acceptance toward Wiki Technology in the Context of Higher Education. *Int. Rev. Res. Open Distrib. Learn.* **2017**, *18*, 127–148. [CrossRef]
64. Cheng, Y.; Lou, S.; Kuo, S.; Shih, R. Investigating elementary school students' technology acceptance by applying digital game-based learning to environmental education. *Australas. J. Educ. Technol.* **2013**, *29*, 96–110. [CrossRef]
65. Villani, C.; Morganti, L.; Carissoli, C.; Gatti, E.; Bonanomi, A.; Cacciamani, S.; Confalonieri, E.; Riva, G. Students' acceptance of tablet PCs in Italian high schools: Profiles and differences. *Br. J. Educ. Technol.* **2018**, *49*, 533–544. [CrossRef]
66. López-Bonilla, L.; López-Bonilla, J. Explaining the discrepancy in the mediating role of attitude in the TAM. *Br. J. Educ. Technol.* **2017**, *48*, 940–949. [CrossRef]
67. Loorbach, N.; Peters, O.; Karreman, J.; Steehouder, M. Validation of the Instructional Materials Motivation Survey (IMMS) in a self-directed instructional setting aimed at working with technology. *Br. J. Educ. Technol.* **2015**, *46*, 204–218. [CrossRef]
68. Proske, A.; Roscoe, R.; McNamara, D. Game-based practice versus traditional practice in computer-based writing strategy training: Effects on motivation and achievement. *Educ. Technol. Res. Dev.* **2014**, *62*, 481–505. [CrossRef]
69. Che, Y. A study of learning effects on e-learning with interactive thematic video. *J. Educ. Comput. Res.* **2012**, *47*, 279–292. [CrossRef]
70. Bolliger, D.U.; Supanakorn, S.; Boggs, C. Impact of podcasting on student motivation in the online learning environment. *Comput. Educ.* **2010**, *55*, 714–722. [CrossRef]
71. Castaño, C.; Maiz, I.; Garay, U. Diseño, motivación y rendimiento en un curso MOOC cooperativo. *Comunicar* **2015**, *44*, 19–26.
72. Di Serio, A.; Blanca, M.; Delgado, C. Impact of an augmented reality system on students' motivation for a visual art course. *Comput. Educ.* **2013**, *68*, 586–596. [CrossRef]
73. Lu, S.; Liu, Y.-C. Integrating augmented reality technology to enhance children's learning in marine education. *Environ. Educ. Res.* **2015**, *21*, 525–541. [CrossRef]
74. Wei, X.; Weng, D.; Liu, Y.; Wang, Y. Teaching based on augmented reality for a technical creative design course. *Comput. Educ.* **2015**, *81*, 221–234. [CrossRef]
75. O'Dwyer, L.; Bernauer, J. *Quantitative Research for the Qualitative Researcher*; Sage: Saunders Oaks, CA, USA, 2014.
76. Mateo, J. La investigación ex-post-facto. In *Metodología De La Investigación Educativa*; Bisquerra, R., Ed.; La Muralla: Madrid, Spain, 2004; pp. 195–230.
77. Gil, J.; Rodríguez, G.; García, E. *Estadística Básica Aplicada A Las Ciencias De La Educación*; Kronos: Sevilla, Spain, 1995.
78. Etxeberria, J.; Tejedor, J. *Análisis Descriptivo De Datos En Educación*; La Muralla: Madrid, Spain, 2005.
79. Hedges, L. Distribution Theory for Glass's Estimator of Effect Size and Related Estimators. *J. Educ. Stat.* **1981**, *6*, 107–128. [CrossRef]
80. Ellis, P. *The Essential Guide to Effect Sizes: Statistical Power, Meta-Analysis, and the Interpretation of Research Results*; Cambridge University Press: Cambridge, UK, 2010.
81. Cohen, J. *Statistical Power Analysis for the Behavioral Sciences*, 2nd ed.; Lawrence Erlbaum Associates, Publishers: Hillsdale, NJ, USA, 1988.
82. Bongiovani, P. Realidad Aumentada En La Escuela: Tecnología, Experiencias E Ideas. 2013. Available online: <http://www.educacontic.es/blog/realidad> (accessed on 12 April 2019).
83. Chang, H.; Wu, K.; Hsu, Y. Integrating a mobile augmented reality activity to contextualize student learning of a socioscientific issue. *Br. J. Educ. Technol.* **2013**, *44*, E95–E99. [CrossRef]
84. Buitrago-Pulido, R. Incidencia de la realidad aumentada sobre el estilo cognitivo: Caso para el estudio de las matemáticas. *Educ. Educ.* **2015**, *18*, 27–41. [CrossRef]
85. Mehmet, H. The classification of augmented reality books: A literature review. In Proceedings of the INTED2016 Conference, Valencia, Spain, 7–9 March 2016; pp. 4110–4118.
86. Marín, V.; Cabero, J.; Gallego, O. Motivación y realidad aumentada: Alumnos como consumidores y productores de objetos de aprendizaje. *Aula Abierta* **2018**, *47*, 337–346. [CrossRef]
87. Ho, L.-H.; Hung, C.-L.; Chen, H.-C. Using theoretical models to examine the acceptance behavior of mobile phone messaging to enhance parent–teacher interaction. *Comput. Educ.* **2013**, *61*, 105–114. [CrossRef]

88. Tarhini, A.; Hone, K.; Liu, X. A cross-cultural examination on of the impact of social, organizational and individual factors on Educational Technology acceptance between British and Lebanese university students. *Br. J. Educ. Technol.* **2014**, *46*, 739–755. [[CrossRef](#)]
89. Sánchez-Mena, A.; Martí-Parreño, J.; Miquel-Romero, M. Higher education instructors' intention to use educational video games: An fsQCA approach. *Educ. Technol. Res. Dev.* **2019**, 1–24. [[CrossRef](#)]
90. Teo, T.; Zhou, M.; Fan, A.C.W.; Huang, F. Factors that influence university students' intention to use Moodle: A study in Macau. *Educ. Technol. Res. Dev.* **2019**, *67*, 749–766. [[CrossRef](#)]
91. Yim, J.; Moses, P.; Azalea, A. Predicting teachers' continuance in a virtual learning environment with psychological ownership and the TAM: A perspective from Malaysia. *Educ. Technol. Res. Dev.* **2019**, *67*, 691–709. [[CrossRef](#)]
92. Novak, E.; Daday, J.; McDaniel, K. Using a mathematical model of motivation, volition, and performance to examine students' e-text learning experiences. *Educ. Technol. Res. Dev.* **2018**, *66*, 1189–1209. [[CrossRef](#)]
93. Dünser, A.; Walker, L.; Horner, H.; Bentall, D. Creating interactive physics education books with augmented reality. In *Proceedings of the 24th Australian Computer Human Interaction Conference OzCHI'12, Melbourne, Australia, 26–30 November 2012*; Farrell, V., Farrell, G., Chua, C., Huang, W., Vasa, R., Woodward, C., Eds.; ACM: New York, NY, USA, 2012; pp. 107–114. [[CrossRef](#)]
94. Cabero, J.; García, F.; Barroso, J. La producción de objetos de aprendizaje en “Realidad Aumentada”: La experiencia del SAV de la Universidad de Sevilla. *IJERI Int. J. Educ. Res. Innov.* **2016**, *6*, 110–123.
95. Vaughan, N.; Dubey, V.N.; Wee, M.Y.; Isaacs, R. Parametric model of human body shape and ligaments for patient-specific epidural simulation. *Artif. Intell. Med. AIIM* **2014**, *62*, 129–140. [[CrossRef](#)] [[PubMed](#)]



© 2019 by the authors. Licensee MDPI, Basel, Switzerland. This article is an open access article distributed under the terms and conditions of the Creative Commons Attribution (CC BY) license (<http://creativecommons.org/licenses/by/4.0/>).